



National Marine Manufacturers Association

nmma.org

ECONOMIC SIGNIFICANCE OF RECREATIONAL BOATING IN MINNESOTA

CONGRESSIONAL DISTRICT 7

Number of Recreational Boats*	99,882
Recreational Boating Industry Businesses	85
Total Jobs	6,590
Annual Recreational Boating-Related Spending	\$364.0 MILLION



RECREATIONAL BOATS IN MN-7

TOTAL BOATS* ▶ 99,882

REGISTERED BOATS 99,882

Power boats	91,183
PWCs	7,222
Sailboats	1,443
Other Boats	34

HOUSEHOLDS PER BOAT 2.7



POWER BOATS
91%



PWCs
7%



SAILBOATS
2%



OTHER BOATS
0%

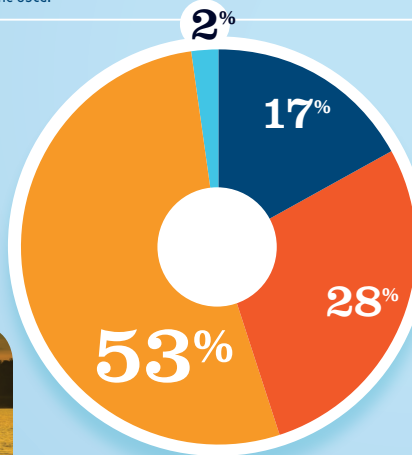


* Total boats are registered boats as reported by states to the USCG.

RECREATIONAL BOATING CREATES JOBS IN MN-7

TOTAL BOATING JOBS ▶ 882

Boat Building	20
Motor / Engine Mfrgr.	-
Accessory / Supplies Mfrgr.	470
Dealers / Wholesalers	247
Boat Services	145



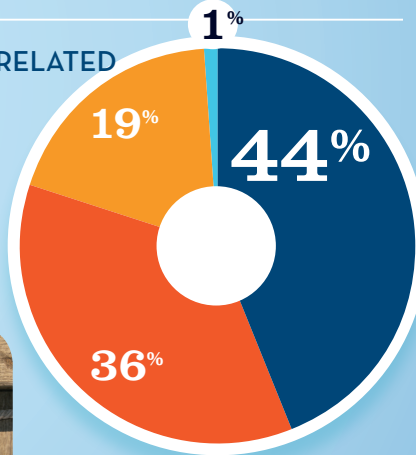
BOAT BUILDING
MOTOR/ENG. MFRGR. †
ACC./SUPPLIES MFRGR.
DLRS/WHOLESALERS
BOAT SERVICES
† 0%



RECREATIONAL BOATING-RELATED BUSINESSES IN MN-7

TOTAL BUSINESSES ▶ 85

Boat Building	1
Motor / Engine Mfrgr.	-
Accessory / Supplies Mfrgr.	16
Dealers / Wholesalers	31
Boat Services	37



BOAT BUILDING
MOTOR/ENG. MFRGR. †
ACC./SUPPLIES MFRGR.
DLRS/WHOLESALERS
BOAT SERVICES
† 0%

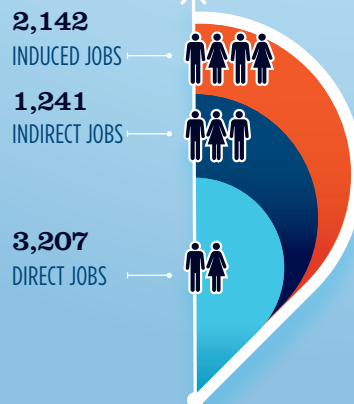


ESTIMATED JOBS IMPACT OF RECREATIONAL BOATING-RELATED SPENDING IN MN-7

EST. TOTAL JOBS ▶ 6,590

EST. TOTAL LABOR INCOME \$272.3 MILLIONS

Est. Direct Income	\$108.6
Est. Indirect Income	\$69.9
Est. Induced Income	\$93.8

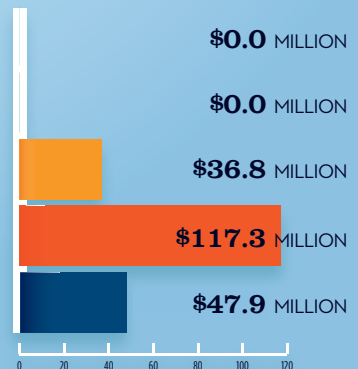


RECREATIONAL BOATING INDUSTRY SALES IN MN-7

Boat Building	\$0.0
Motor / Engine Mfrgr.	\$0.0
Accessory / Supplies Mfrgr.	\$36.8
TOTAL MFRG. SALES	\$36.8

Dealers / Wholesalers \$117.3
Boat Services \$47.9
TOTAL RETAIL & SERVICES SALES ▶ \$165.2

BOAT BUILDING
MOTOR/ENG. MFRGR.
ACC./SUPPLIES MFRGR.
DLRS/WHOLESALERS
BOAT SERVICES



Source: NMMA's Center of Knowledge; Recreational Marine Research Center at Michigan State University